

Stonebook Edge-R BIOS update - Intune application package

Version control

Version	Application Version	BIOS Collection Version	Date	Comment
A01-B01	A01	B01	19/11/2025	Original release
A01-B02	A01	B02	20/01/2026	BIOS updated

Supported Products

Desktop PC

Internal code	Motherboard Model	BIOS Version
BOAMOT-492	Prime H310M-A	3204
BOAMOT-493	Prime B360M-A	3204
BOAMOT-494	Prime Q370M-C	3204
BOAMOT-499	Prime H310M-R R2.0	2210
BOAMOT-500	Prime A320M-R	6253
BOAMOT-503	Prime H410M-A	1806
BOAMOT-506	Prime A520M-A	9008
BOAMOT-507	Prime H510M-A	2803
BOAMOT-508	Pro Q570M-C	9055
BOAMOT-512	Pro Q670M-C	3811
BOAMOT-520 (BOAMOT-519)	Prime A520M-A II	3634
BOAMOT-521	Prime A620M-A	3602
BOAMOT-524 (BOAMOT-511)	Prime H610M-A D4	3810
BOAMOT-526	Prime H610M-A	3810

AIO PC / Mini PC

Internal code	Motherboard Model	BIOS Version
BOAMOT-495	Prime H310T	3204
BOAMOT-501	Prime H310T R2.0	2210
BOAMOT-505	Pro H410T	1806
BOAMOT-513	Pro H610T D4	3810
BOAMOT-527	Pro H610T	3810



Workstation

Internal code	Motherboard Model	BIOS Version
ISMOT-247	Prime Z690-A	4301
ISMOT-272	Prime B760M-A D4	1825
ISMOT-273	Prime Z790-P-CSM	1825
ISMOT-274	Prime B650M-A II	3287
ISMOT-307	Prime B760M-A D5	1820
ISMOT-313	B850M MAX GAMING WIFI	1078

Note: The supported product tables are reviewed and updated and new support becomes available.

Package Information

This Intune application package is designed to be pushed out to Stone client devices listed in the supported product section, and will apply a BIOS update.

What the application does

- Checks for and if enabled, suspends BitLocker for one boot count (suspending BitLocker for firmware update is recommended by Microsoft).
- Performs BIOS update.
- Writes to a log file, creates registry breadcrumbs, and creates a success tag file.
- Intune checks these breadcrumbs to confirm the outcome of the update and report back to the management portal.
- Handles reboot logic:
 - **Auto** → script calls shutdown.exe /r and exits with 1641
 - **Required** → script exits with 3010 so Intune knows a reboot is needed but leaves restart to Intune/user policy

Tracking breadcrumbs created by the application

Process log

C:\ProgramData\BIOSUpdateLog\

- Contains step-by-step actions, errors, and flash utility output.

Tag file for Intune detection

C:\ProgramData\BIOSUpdateLog\success.tag

- Contains a summary string with UTC timestamp, image path, pre-/post-BIOS version.
- Accompanying Intune detection script looks for this file to confirm success.





Implementation Guide

Intended audience

This package is intended for individuals/teams who are already familiar with managing devices, groups and applications in Microsoft's Intune environment.

The following steps broadly outline a tested example, but steps may vary depending on your Intune environment, its configuration and/or any changes which Microsoft apply over time.

Warning: You are strongly recommended to test this process on one or two devices and confirm correct function within your estate, **before** attempting mass deployment.

Preparation:

- Extract all files from the zip archive to an accessible directory.
- Perform an inventory of your Intune estate to identify all compatible devices and their current BIOS version.

Required files:

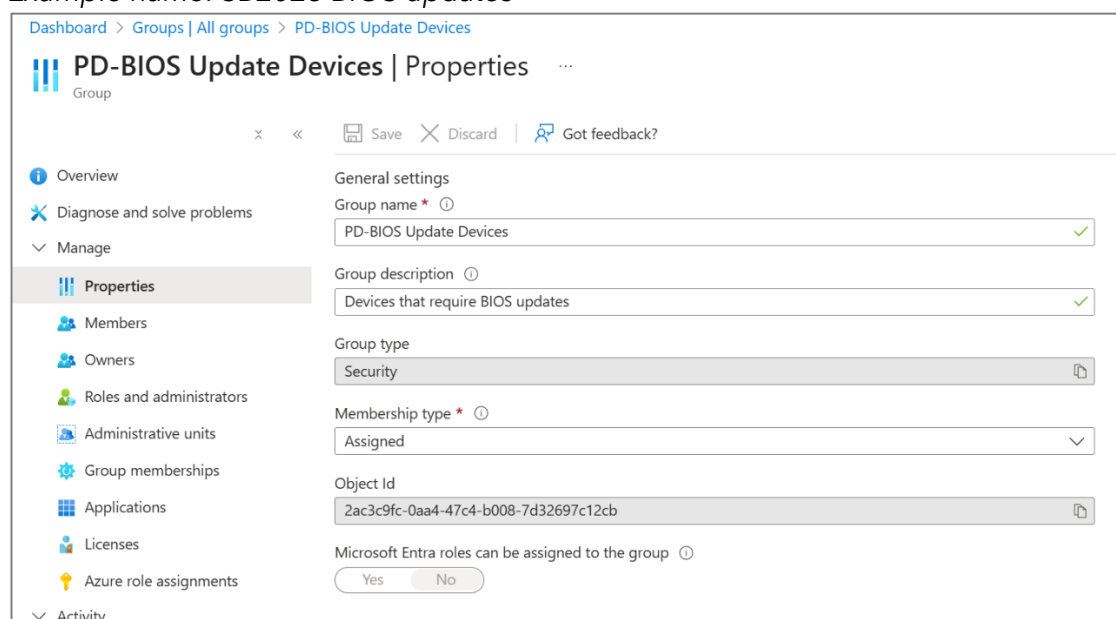
- ASUSBIOUpdater_A01-B01.intunewin
- DetectionScript.ps1

Setup

Although not a requirement, we recommend creating specific group(s) into which compatible devices of the same make/model can be placed, to be targeted for this intune application.

A more generic approach would be to place all devices supported by this package into the same group.


Example name: SB2023 BIOS updates





Create a new Windows application (Windows app (Win32)).

[Dashboard](#) > [Apps | Overview](#) >

 **Windows | Windows apps** ...


× «

[+ Create](#) [Refresh](#) [Export](#) [Columns](#) ▼

Select the provided "ASUSBIOSUpdater_A01-B01.intunewin" package.

App package file ×

App package file * ⓘ



Name: install.cmd
Platform: Windows
Size: 34.74 MiB
MAM Enabled: No





Define relevant information including, name, description, version etc, as useful reference.

App information | Program | Requirements | Detection rules | Review + save

Select file to update * ⓘ

ASUSBIOSUpdater_A01-B01.intunewin

Name * ⓘ

Stone Asus SB2023 BIOS Update Application

Description *

Get help with markdown supported for descriptions.

Application installed on target clients and updates main firmware, including Secure Boot 2023 certificates

Preview

Publisher * ⓘ

Converge

App Version ⓘ

A01-B01

Category ⓘ

Other apps ▼

Show this as a featured app in the Company Portal ⓘ

Yes

No

Information URL ⓘ

Enter a valid url

Privacy URL ⓘ

Enter a valid url

Developer ⓘ

Owner ⓘ

Notes ⓘ

Logo ⓘ

Select image





Complete the Program form exactly as shown below, pay particular attention to Return codes.

1 App information
2 Program
3 Requirements
4 Detection rules
5 Dependencies
6 Superse

Specify the commands to install and uninstall this app:

Install command * ⓘ ✓

Uninstall command * ⓘ ✓

Installation time required (mins) ⓘ

Allow available uninstall ⓘ Yes No

Install behavior ⓘ System User

Device restart behavior ⓘ ▼

Specify return codes to indicate post-installation behavior:

Return code	Code type	
<input type="text" value="0"/>	<input type="text" value="Success"/> ▼	
<input type="text" value="1707"/>	<input type="text" value="Success"/> ▼	
<input type="text" value="3010"/>	<input type="text" value="Soft reboot"/> ▼	
<input type="text" value="1641"/>	<input type="text" value="Hard reboot"/> ▼	
<input type="text" value="1618"/>	<input type="text" value="Retry"/> ▼	

[+ Add](#)

The package has no minimum requirements. Windows 10 22H2 and above is suggested.

1 App information
2 Program
3 Requirements
4 Detection rules
5 Dependencies
6 Superse

Specify the requirements that devices must meet before the app is installed:

Check operating system architecture * ⓘ ☐ Yes. Specify the systems the app can be installed on. ☒ No. Allow this app to be installed on all systems.

Minimum operating system * ⓘ ▼

Disk space required (MB) ⓘ

Physical memory required (MB) ⓘ

Minimum number of logical processors required ⓘ

Minimum CPU speed required (MHz) ⓘ

Configure additional requirement rules

Type	Path/Script
No requirements are specified.	

[+ Add](#)



Add the detection rule script file which is supplied with the package.

✓ App information

✓ Program

✓ Requirements

4 Detection rules

5 Dependencies

6 Supers

Configure app specific rules used to detect the presence of the app.

Rules format * ⓘ

Use a custom detection script

Script file ⓘ

DetectionScript.ps1

Script content

```
# Detect-BIOSUpdate.ps1 (robust)
# Exit 0 = Installed; Exit 1 = Not installed

$ErrorActionPreference = 'SilentlyContinue'

$CompanyRegRoot = 'HKLM:\SOFTWARE\Contoso\BiosUpdates'
$TagDir          = 'C:\ProgramData\BiosUpdates\Tags'
```

Run script as 32-bit process on 64-bit clients ⓘ

Yes No

Enforce script signature check and run script silently ⓘ

Yes No

Assign the App to the required group, this can be one(s) you created at the start of this process, or an existing group you already have in place.

Add App

Windows app (Win32)

✓ App information

✓ Program

✓ Requirements

✓ Detection rules

✓ Dependencies

✓ Supersedence

7 Assignments

Any Win32 app deployed using Intune will not be automatically removed from the device when the device is retired. The app and the data it contains will remain on the device

Required ⓘ

Group mode	Group	Filter mode	Filter
Included	PD-BIOS Update Devices	None	None

+ Add group ⓘ

+ Add all users ⓘ

+ Add all devices ⓘ

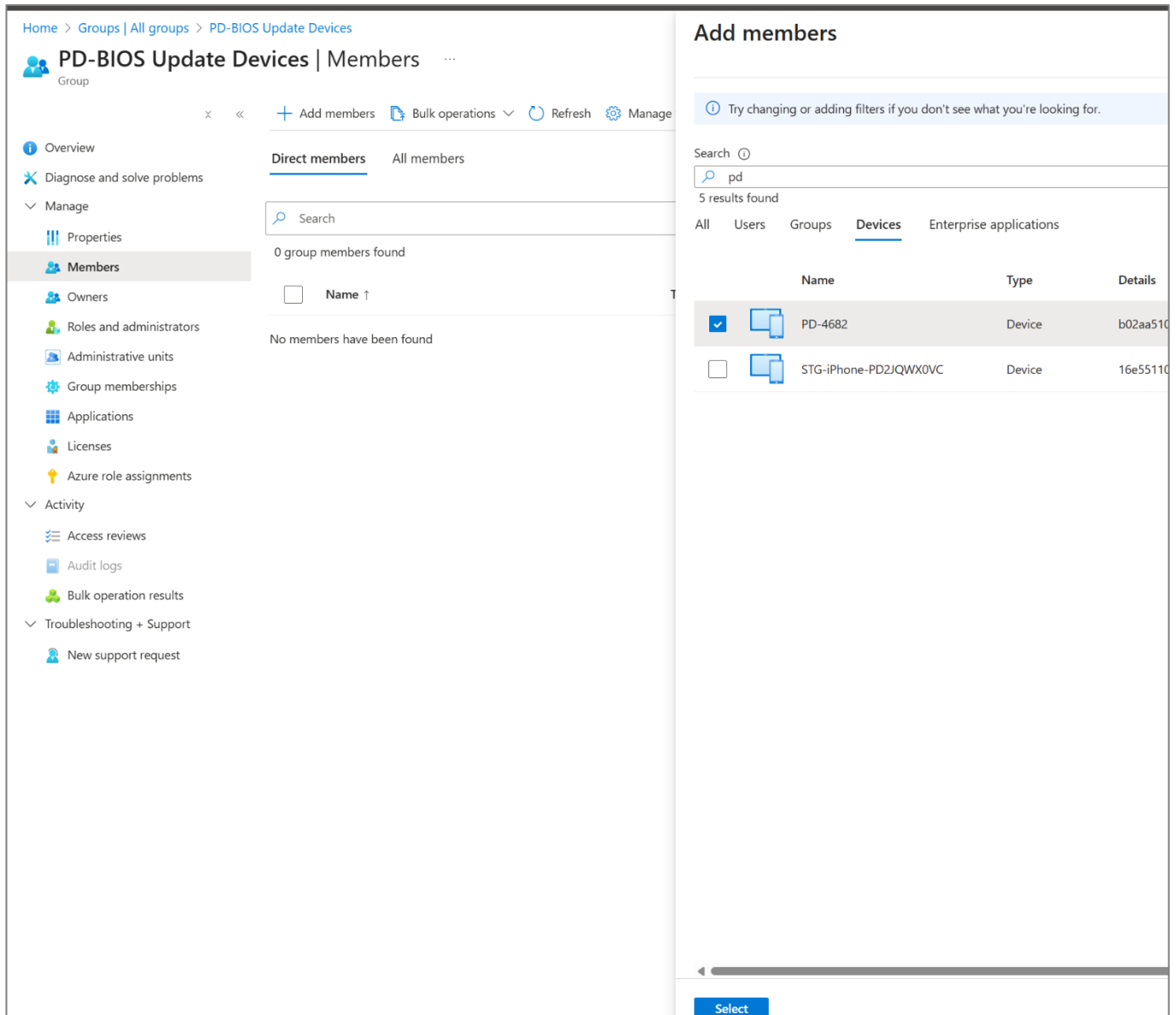
Review and complete the Application creation process.





If the devices aren't already assigned to the correct group, do so now.

The application you just created should pick up the new assignment within approximately 15 minutes, but the devices will not actually install the update until its next check-in, which could be an hour or more depending on your configuration. However, you have the option to force a sync.



Home > Groups | All groups > PD-BIOS Update Devices

PD-BIOS Update Devices | Members

Group

+ Add members Bulk operations Refresh Manage

Overview

Diagnose and solve problems

Manage

- Properties
- Members**
- Owners
- Roles and administrators
- Administrative units
- Group memberships
- Applications
- Licenses
- Azure role assignments

Activity

- Access reviews
- Audit logs
- Bulk operation results

Troubleshooting + Support

- New support request

Direct members All members

Search

0 group members found

No members have been found

Add members

Try changing or adding filters if you don't see what you're looking for.

Search pd

5 results found

All Users Groups **Devices** Enterprise applications

	Name	Type	Details
<input checked="" type="checkbox"/>	PD-4682	Device	b02aa510
<input type="checkbox"/>	STG-iPhone-PD2JQWX0VC	Device	16e55110

Select

Monitor your devices and verify correct deployment.

Test and confirm on a small batch of devices, before mass deployment.

